

architect

# iW3



in-wall loudspeaker

## iW3 In-Wall Loudspeaker

The iW3 takes NHT's new 3-way in-wall designs to the limit. The iW3 features an aluminum 6.5" long-throw woofer and two aluminum 1" midrange drivers plus an aluminum 1/2" tweeter. It combines the same broad dispersion and pristine midrange response as the iW2 with higher output and very low distortion. The iW3 is ideal for home theater and other critical listening room installations.



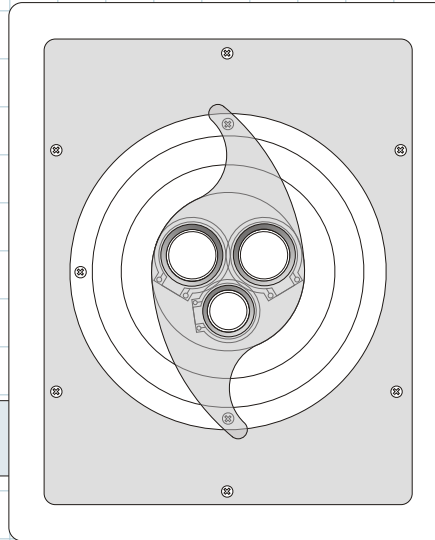
Customer	
Speaker location	
Quantity	
Notes	



architect

# iW3

in-wall loudspeaker



## Specifications

<b>System Type:</b>	3-way in-wall design
<b>Driver Complement:</b>	6.5" long-throw aluminum cone woofer (2) 1.25" fluid cooled aluminum dome mid-tweeters and .75" fluid cooled aluminum dome tweeters
<b>Crossover:</b>	4.3KHz and 1.7KHz, 12dB/octave high pass 12dB/octave band pass 12dB/octave low pass
<b>Response:</b>	53Hz - 20KHz, +/- 3dB
<b>Sensitivity:</b>	86dB (2.83V at 1M)
<b>Impedance:</b>	8 ohms nominal
<b>Recommended Power:</b>	10W/ch minimum, 150W/ch maximum
<b>Inputs:</b>	Professional grade spring posts
<b>Weight:</b>	7 lbs.
<b>Cutout Dimensions:</b>	10 1/4" H 8 1/8" W
<b>Bezel Dimensions:</b>	11 3/8" H 9 1/4" W
<b>Depth Behind Wall:</b>	3 1/4"
<b>Finish:</b>	Matte white (paintable)

all specification subject to change